






Beneficiaries of the INTERREG V-A Italia Malta 2014 - 2020 Programme

Hereunder is shown the table where potential beneficiaries are listed corresponding each Specific Objective foreseen in the INTERREG V-A Italy-Malta 2014 – 2020 Programme.

 S.O. 1.1	 S.O. 2.1	 S.O. 2.2	 S. O. 3.1	 S. O. 3.2
<p>Enhance the activities of innovation and research to improve the quality of life and the utilization of the cultural heritage</p>	<p>To promote the creation and the enhancement of enterprise (micro, small and medium) in the intervention field of the cooperation area</p>	<p>To promote the mobility of workers in the cooperation area through collaborative networks</p>	<p>To contribute towards the arrest of the loss terrestrial and marine biodiversity in the area, maintain and reactivate the ecosystem and the protected area</p>	<p>To promote systemic actions and technologies able to mitigate change effects and the natural and anthropic risks with a particular reference to the catastrophic from the maritime risks</p>
<ul style="list-style-type: none"> - Central Administrations and local authority - Research Institute - Universities, - Clusters/districts - SME and microenterprise, - SMEs also newly established (including spin off) business incubators - Chambers of commerce - Knowledge agencies and mediators 	<ul style="list-style-type: none"> - SMEs and micro-enterprises, either alone or in association also of new constitution - Cluster/districts - Universities - Public and private research centres - Science parks, innovation centres - Professional associations 	<ul style="list-style-type: none"> - National and regional research institutes - Public administrations - Schools of higher education (technical schools) - Businesses (also newly established) operating in areas of strategy - Consortia and associations of SMEs, industrial and technological districts 	<ul style="list-style-type: none"> - Regional and national reasearch centres, - Universities and reasearch centres - Central, regional and local Administrations - Specialized State Agencies and Institutes - Protected areas managing entities - Category associations in the Axis III intervention areas 	<ul style="list-style-type: none"> - National and regional research institutes - Universities and reasearch centres - Central, regional and local Administrations - Port authorities, civil and military authorities - State agencies and institutes - Category associations in the Axis III intervention areas
<ul style="list-style-type: none"> - Protected areas managing entities Chambers of commerce 				

Within Public Notice 1/2016 and Public Notice 2/2019 "targeted call" for the submission of cooperation projects with procedure "one step" to apply on priority Axes I, II, III the total number of potential beneficiaries that submitted project proposals was n. 330.

Regarding the **S.O. 1.1** total number of participant beneficiaries was of 141 entities of which 31% Universities, 23% Microenterprises and SMEs, 16% Local Administrations, 8% central/regional Administrations, 7% national\regional Research Institution and Entities, 5% Higher Training Schools, 3% State specialized Institute and Agencies; 2% Cluster/districts (productive/

technological) and 1% Chamber of Commerce, Scientific Parks, Civil and Military Authorities per each respectively.

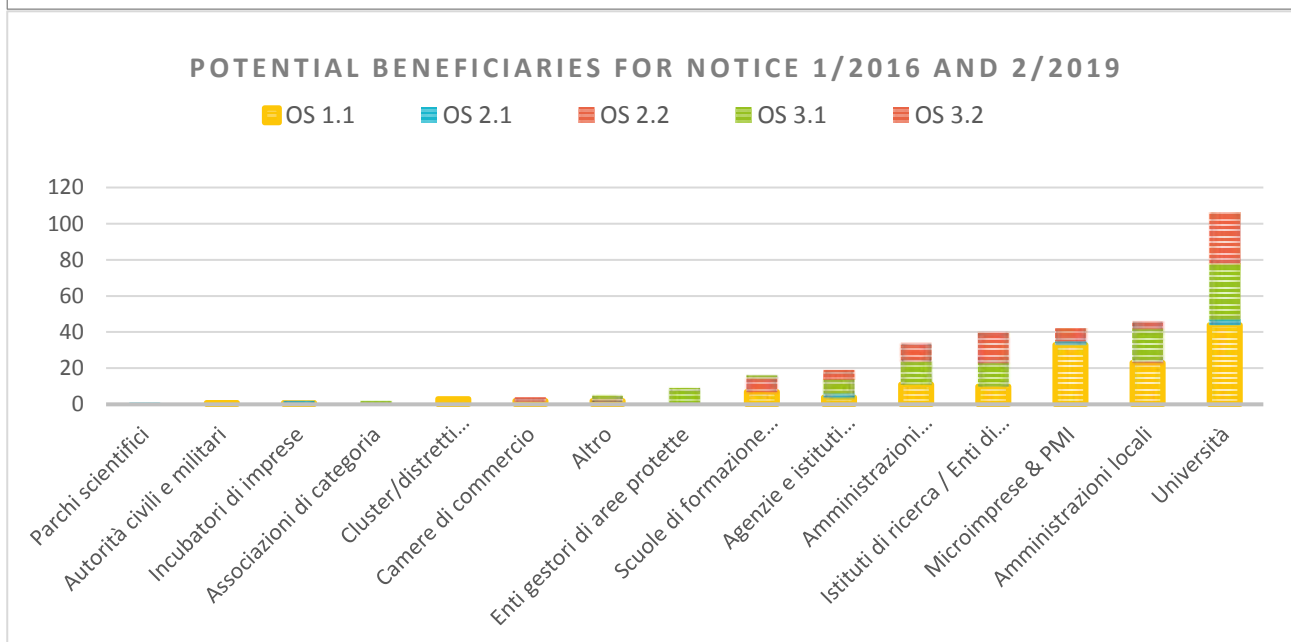
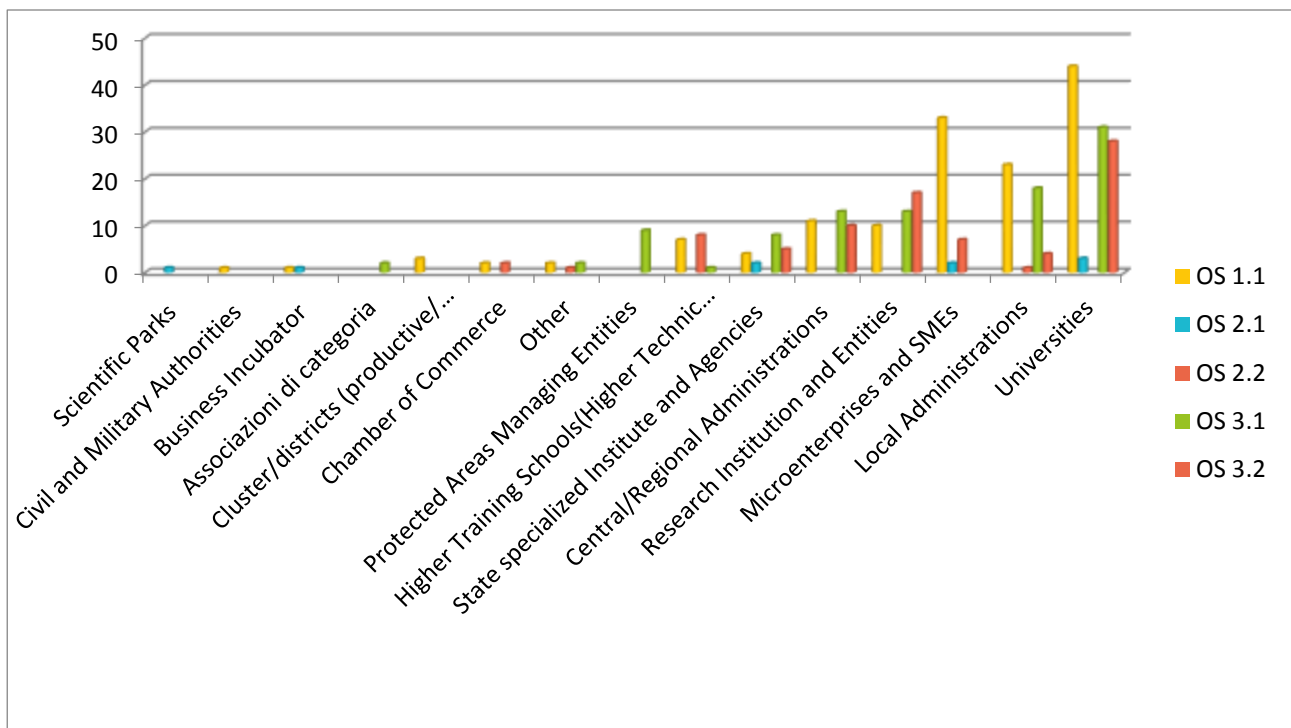
Regarding the **S.O. 2.1** total number of participant beneficiaries was of 9 entities of which 33% Universities, 22% Microenterprises and SMEs and State specialized Institute and Agencies per each respectively and 11% Business Incubator and Scientific Parks per each respectively.

Regarding the **S.O. 2.2** total number of participant beneficiaries was of 19 entities of which 42% Higher Training Schools, 37% Microenterprises and SMEs, 11% Chamber of Commerce and 5% for Local Administrations and Other.

Regarding the **S.O. 3.1** total number of participant beneficiaries was of 97 entities of which 32% Universities, 19% Local Administrations, 13% central/regional Administrations and national/regional Research Institution and Entities per each respectively, 9% Protected Areas Managing Entities, 8% State specialized Institute and Agencies, 2% Trade Associations and Other per each respectively and 1% Higher Training Schools.

Regarding the **S.O. 3.2** total number of participant beneficiaries was of 64 entities of which 44% U Universities, 27% national/regional Research Institution and Entities, 16% central/regional Administrations, 8% State specialized Institute and Agencies, 6% Local Administrations.

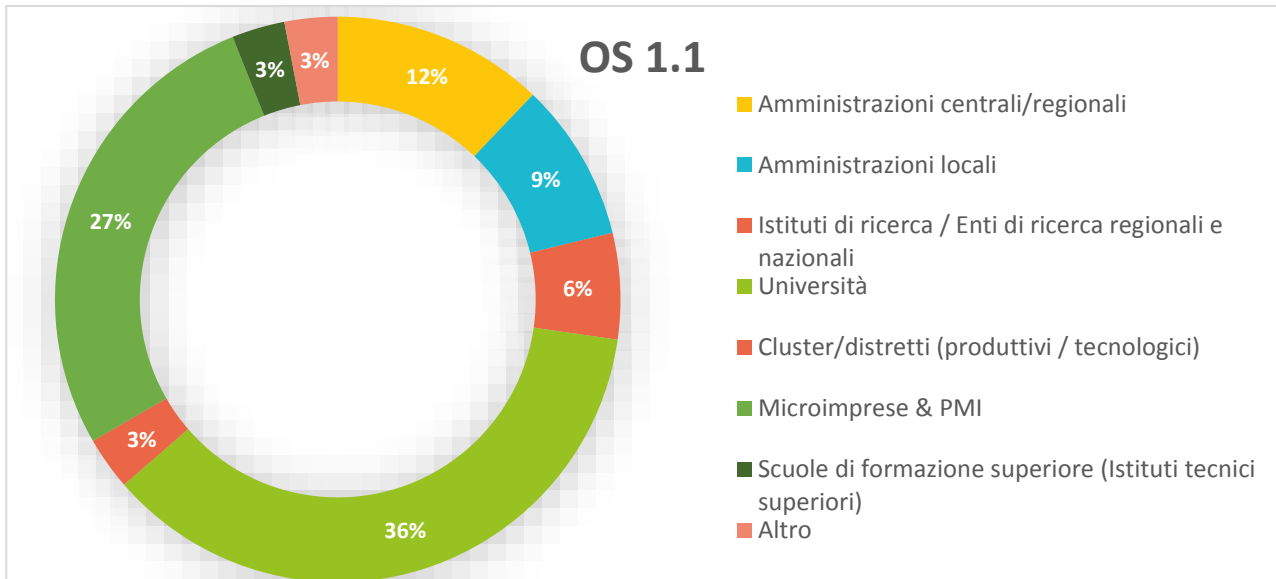
The hereunder graphic shows the distribution of potential beneficiary type related to Specific Objective



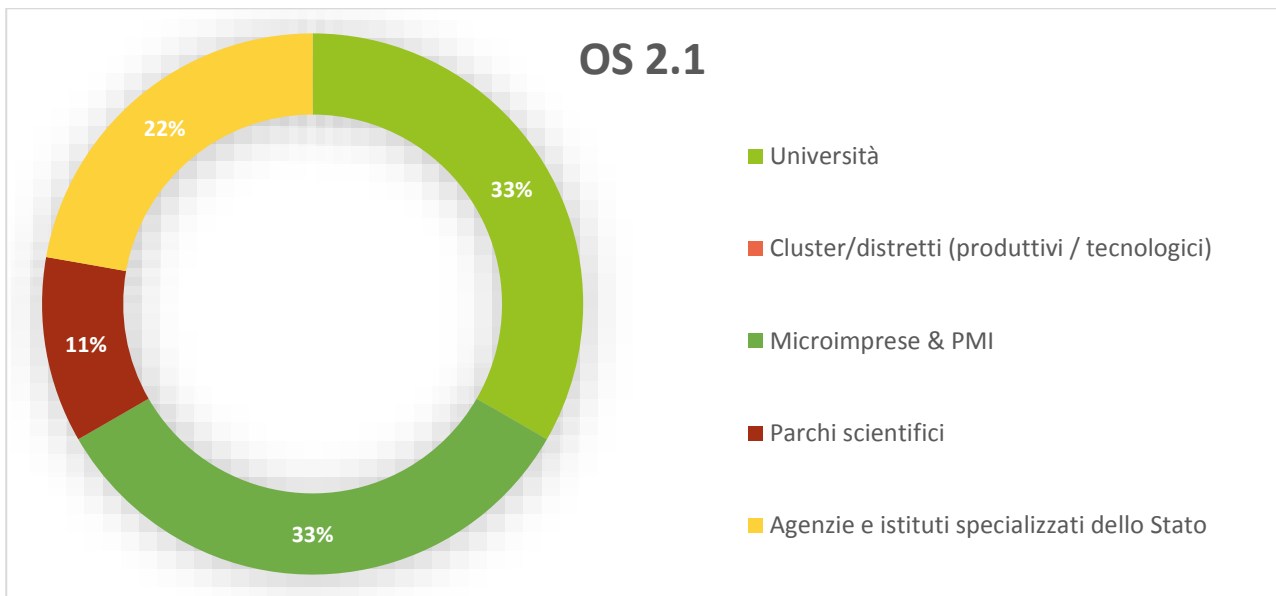
With regard to Public Notice 1/2016 founded beneficiaries have been 78 of which 33 within the S.O. 1.1, 9 within the S.O. 2.1, 4 within the S.O. 2.2, 11 within the S.O. 3.1 e 21 within the S.O. 3.2.

Graphics hereunder show the distribution of potential beneficiary type related to Specific Objective

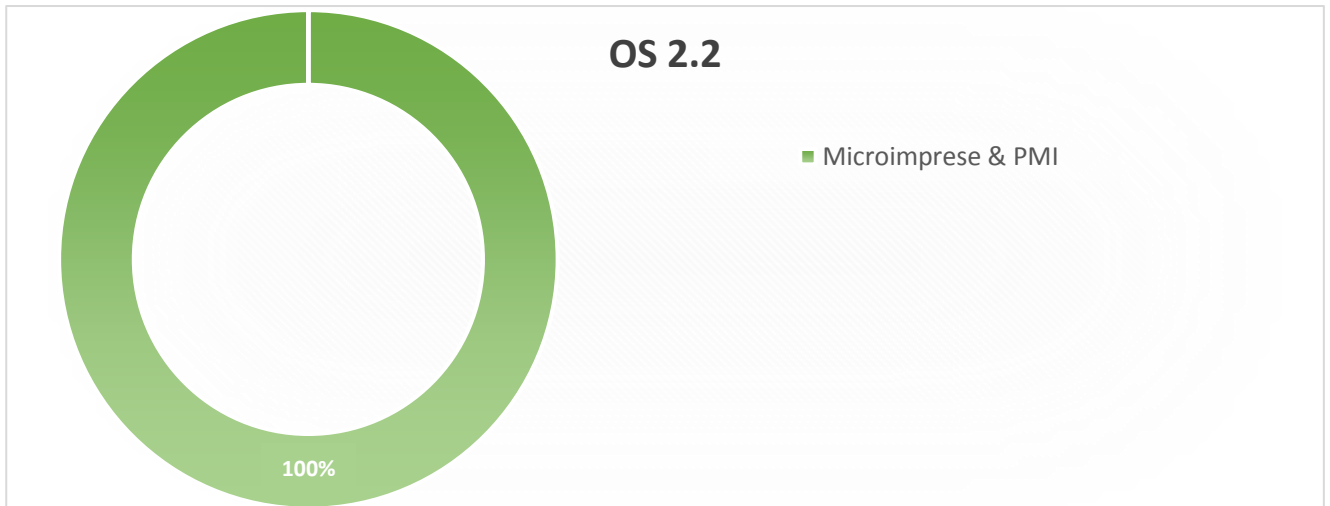
OS 1.1 - Enhance the activities of innovation and research to improve the quality of life and the utilization of the cultural heritage



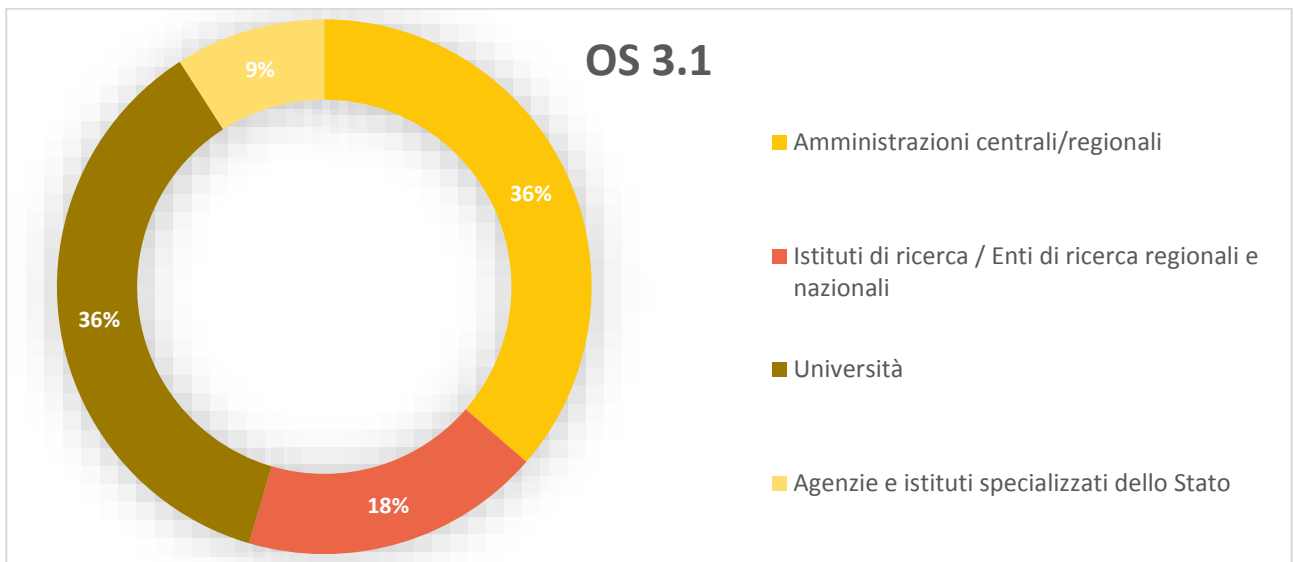
OS 2.1 - To promote the creation and the enhancement of enterprise (micro, small and medium) in the intervention field of the cooperation area



OS 2.2 - To promote the mobility of workers in the cooperation area through collaborative networks



OS 3.1 - To contribute towards the arrest of the loss terrestrial and marine biodiversity in the area, maintain and reactivate the ecosystem and the protected area



OS 3.2 - To promote systemic actions and technologies able to mitigate change effects and the natural and anthropic risks with a particular reference to the

catastrophic from the maritime risks

